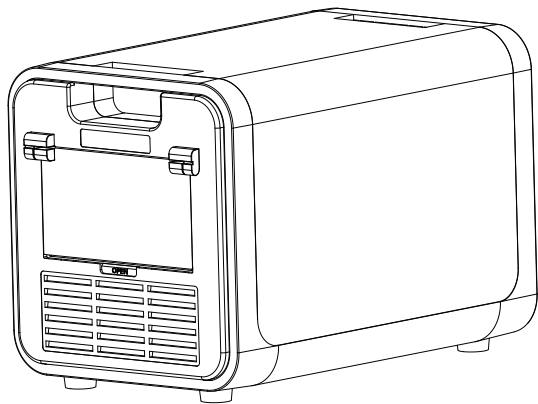


PORTABLE POWER STATION



User manual for Q Serial

PORTABLE POWER STATION

Content

- 1.Product introduction
- 2.Functions
- 3.Notice for function
4. Warranty service

PORTABLE POWER STATION

1.Product introduction

Thanks for choosing our portable power station Q serial which is with light weight, high battery capacity and large power rate. This back-up power device can easily provide power in the fields of mobile, outdoor areas just like ambulance, fire rescue and is always applied to outdoor emergency situations, blackout areas and so on.

Main functions for Q serial:

Q2000/Q3000 main functions	Q2000S/Q3000S main functions
220V/50Hz or 110V/60Hz pure sine wave output	
UPS	Solar charge
***	12V10A DC output
QC3.0- dual USB output	
Intelligent display screen	

Please read the manual before using the power pack and put it together with the power device for future use.

PORTABLE POWER STATION

Specifications

Model	Q2000	Q3000	Q2000S	Q3000S
AC output voltage	AC220V50Hz or 110V60Hz			
Output waveform	AC pure sine wave			
Rated power	2000W			
Peak power	4000W			
Battery capacity	1885.52Wh (25.9V72.8Ah)	2693.6Wh (25.9V104Ah)	1885.52Wh (25.9V72.8Ah)	2693.6Wh (25.9V104Ah)
Battery type	Lithium-ion battery			
Charging voltage and current	AC100~240V DC29.4V5A(built-in charger)		DC29.4V10A DC29.4~40V20A(Solar charge)	
Charging time	15~16H	21~22H	8~9H	11~12H
DC output	QC3.0(5V2A 9~12V1.5A)		DC12V10A QC3.0(5V2A 9~12V1.5A)	
UPS	Yes(8ms)		No	
Temp	0℃~45℃(Charge), -20℃~60℃(Discharge)			
Protection	Over-voltage, over temperature overload, short-circuit			
Product color	Blue+silver		Black +yellow	
Dimension(cm)	L40*W24.5*H27.2			
Weight(kg)	23	27	23	27

PORTABLE POWER STATION

2.Functions

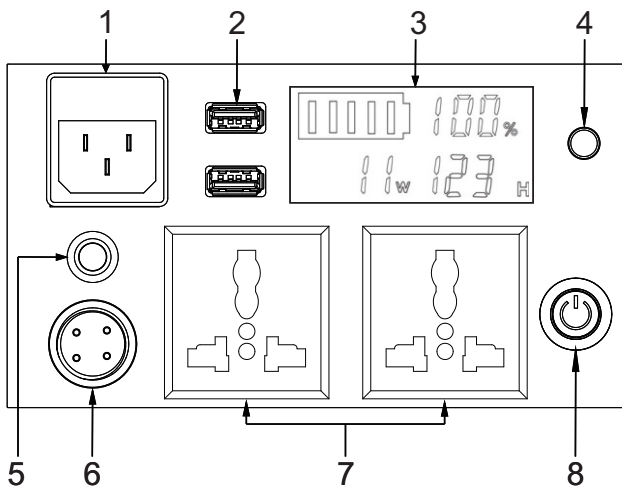
Please read the main functions carefully before using the power unit to avoid unnecessary damage.

Accessories list

NO.	Q2000/Q3000 accessories	Q2000S/Q3000S accessories	Quantity
1	AC Charging cable	Charging adapter	1
2	Car charger		1
3	***	Solar charging cable of optional	1
4	User manual and warranty card		1

PORTABLE POWER STATION

Q2000/Q3000 Panel

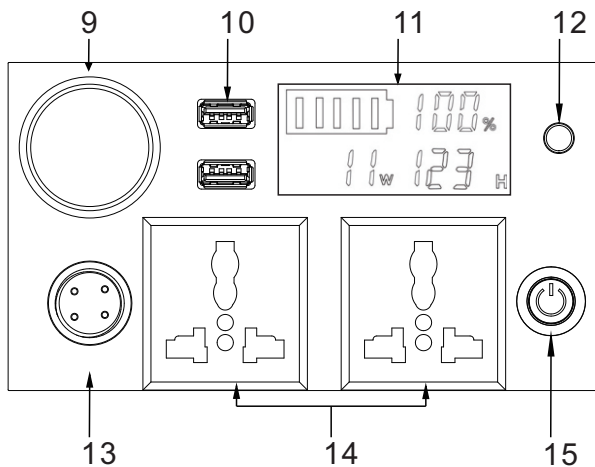


PORTABLE POWER STATION

NO.	Q2000/Q3000 features
1	AC input port: main input for AC charging of the UPS unit
2	USB ports*2 : supply power with 5V and output current of 2A.
3	Smart display : showing the battery capacity,percentage,power and time of charging and discharging.
4	USB Output/Power switch : press this button to view the remaining power of the power unit. At the same time, the display will turn on, as same as the USB output.If need to turn off it, please press it again.
5	UPS charging indicator: red light means the power unit is charging, and green light means that's fully charged.
6	DC charging ports (1, 2 is positive, 3, 4 is negative):charging voltage of this port is DC 29.4V20A.
7	UPS AC outputs : supply 220V or 110V output after pressing the AC switch.
8	AC output switch : AC output will work after pressing it .

PORTABLE POWER STATION

Q2000S/Q3000S Panel



PORTABLE POWER STATION

NO.	Q2000S/Q3000S features
9	DC cigar outlet : 12V output with constant voltage; max current is 10A.
10	USB ports*2 : supply power with 5V and output current of 2A.
11	Smart display : showing the battery capacity, percentage, power and time of charging and discharging.
12	USB Output/Power switch : Press this button to view the remaining power of the power unit. At the same time, the display will turn on, as same as the USB output. If need to turn off it, please press it again.
13	DC charging ports (1, 2 is positive, 3, 4 is negative): charging voltage range of this port is DC 29.4V~40V20A(solar charge)
14	AC outputs : supply 220V or 110V output after pressing the AC switch.
15	AC output switch : AC output will work after pressing it .

PORTABLE POWER STATION

3. Notice for usage

Working environment

Dry	Avoid water and other liquid
Shady	0°C~45°C for charging situation and -20°C~60°C for discharging situation
Ventilation	At least 5cm space around the power pack
Safety	Avoid petrol, gas, flammable and other corrosive gas environments

Power charging:

Please pay attention the power unit when it's charging. Please disconnect the charger and stop charging when the power pack is fully charged.

Please charge the power unit every six months after no use for a long time.

AC load:

Before use the power unit, please ensure the rated power of load power is lower than the rated power. But sometimes the consumed power of some appliances is greater than its rated power on power-on, the overload protection will occur and power output will turn off. For example, the general starting current for inductive load equipment is up to 3~8 times of its rated power. And its starting power for energy saving lamp is up to dozens of times of its rated power; Their starting power is much more than the instant maximum power that the power can bear, so the load protection works automatically.

PORTABLE POWER STATION

Operating steps:

- (1) Turn on the AC load switch
- (2) Check the working voltage and frequency of the load.
- (3) Check the load power and ensure it's not higher than the rated power of the power unit.
- (4) Plug in the AC socket of the power unit and turn on the load switch.
- (5) Turn off the AC output switch after using it.
- (6) Please charge the power unit on time if the battery is run off or lack of battery so that you can use it conveniently next time!

Note: Please be sure to turn off the switch of AC power when you don't need to use it. Or it will be in high energy consume mode, consuming the energy in reserve, which may damage the battery

4. Warranty service

This product is warranted for 12 months. During this time, our company will be in charge of the it if there is defects on materials and manufacturing. And we will offer free repair and main parts accessories after checking it by our after-sale department.

The warrant does not cover the following cases:

- . Take apart the unit privately
 - . Damage on surface coating and appearance.
 - . Breakdown due to wrong installation, packing and usage.
- Customers should do this according to the manual instruction.
- . Breakdown or damage caused by accident, man-made environment(mis-operation, crash, unsuitable voltage, damp and etc.)
 - . Breakdown or damage caused by natural hazard beyond control (earthquake, fire, tsunami and etc.)
 - . Maintenance is not including package and products accessories

We will offer paid service once warranty period is over.

PORTABLE POWER STATION

Certification

Item: _____
Inspector: _____
Date of production: _____

Warranty Card

Item _____ Product name _____ Purchase date _____
Factory No. _____ Client _____ Contact _____
Address _____ Invoice No. _____
Dealer _____ Address _____

PORTABLE POWER STATION

PORTABLE POWER STATION

PORTABLE POWER STATION

PORTABLE POWER STATION
