NORDSTRÖM

LP SERIES-General Purpose

LP5,4-12 (12V5.4AH)

Specification

Nominal Voltage	12V
Nominal Capacity(20HR)	5.4AH
Dimensions	Length 90±1mm (3.54 inches) Width 70±1mm (2.76 inches) Container Height 101±2mm (3.98 inches) Total Height (with Terminal) 107±2mm (4.21 inches)
Approx Weight	Approx 1.65 kg (3.64lbs)
Terminal	T1
Container Material	ABS
Rated Capacity	5.40 AH/0.27A (20hr ,1.80V/cell,25°C/77°F) 5.02 AH/0.502A (10hr,1.80V/cell,25°C/77°F) 4.54 AH/0.907A (5hr,1.75V/cell,25°C/77°F) 3.96 AH/1.32A (3hr,1.75V/cell,25°C/77°F) 3.28 AH/3.28A (1hr,1.60V/cell,25°C/77°F)
Max. Discharge Current	81A (5s)
Internal Resistance	Approx 30mΩ
Operating Temp.Range	Discharge : -15～50°C (5～122°F) Charge : 0～40°C (32～104°F) Storage : -15～40°C (5～104°F)
Nominal Operating Temp. Range	25±3°C (77±5°F)
Cycle Use	Initial Charging Current less than 1.62A.Voltage 14.4V~15.0V at 25°C(77°F)Temp. Coefficient -30mV/°C
Standby Use	No limit on Initial Charging Current Voltage 13.5V~13.8V at 25°C(77°F)Temp. Coefficient -20mV/°C
Capacity affected by Temperature	40°C (104°F) 103% 25°C (77°F) 100% 0°C (32°F) 86%
Self Discharge	Nordström LP series batteries may be stored for up to 6 months at 25°C(77°F) and then a freshening charge is required. For higher temperatures the time interval will be shorter.

Applications

- *All purpose*
- *Uninterruptable Power Supply (UPS)*
- *Electric Power System (EPS)*
- *Emergency backup power supply*
- *Emergency light*
- *Railway signal*
- *Aircraft signal*
- *Alarm and security system*
- *Electronic apparatus and equipment*
- *Communication power supply*
- *DC power supply*
- *Auto control system*

VdS | Intertek ETL SEMKO | MH26866
ISO14001 | ISO9001 | CE EMC tested

Constant Current Discharge (Amperes) at 25 °C (77°F)

F.V/Time	5min	10min	15min	20min	30min	45min	1h	2h	3h	4h	5h	6h	8h	10h	20h
1.85V/cell	10.4	7.23	5.96	5.17	4.15	3.19	2.61	1.59	1.21	0.998	0.847	0.734	0.583	0.485	0.267
1.80V/cell	12.7	8.62	6.91	5.85	4.59	3.48	2.81	1.69	1.28	1.05	0.883	0.766	0.605	0.502	0.270
1.75V/cell	15.1	9.75	7.62	6.37	4.90	3.69	2.95	1.77	1.32	1.08	0.907	0.785	0.621	0.512	0.273
1.70V/cell	17.1	10.8	8.25	6.84	5.15	3.84	3.08	1.84	1.36	1.11	0.930	0.804	0.630	0.521	0.278
1.65V/cell	18.9	11.6	8.73	7.18	5.37	3.99	3.21	1.89	1.40	1.13	0.950	0.819	0.641	0.528	0.281
1.60V/cell	19.8	12.1	9.09	7.40	5.52	4.08	3.28	1.95	1.43	1.16	0.970	0.835	0.654	0.537	0.283

Constant Power Discharge (Watts/cell) at 25 °C (77°F)

F.V/Time	5min	10min	15min	20min	30min	45min	1h	2h	3h	4h	5h	6h	8h	10h	20h
1.85V/cell	19.6	13.8	11.5	10.0	8.09	6.25	5.14	3.15	2.41	1.99	1.69	1.47	1.17	0.978	0.540
1.80V/cell	23.8	16.3	13.2	11.2	8.89	6.77	5.50	3.33	2.52	2.08	1.76	1.53	1.21	1.01	0.543
1.75V/cell	27.8	18.2	14.4	12.1	9.43	7.16	5.76	3.46	2.59	2.13	1.79	1.55	1.23	1.02	0.544
1.70V/cell	31.2	19.9	15.4	12.9	9.84	7.39	5.97	3.58	2.67	2.17	1.83	1.58	1.25	1.03	0.551
1.65V/cell	33.9	21.1	16.1	13.5	10.2	7.63	6.17	3.66	2.72	2.21	1.86	1.61	1.26	1.04	0.556
1.60V/cell	35.1	21.7	16.6	13.7	10.3	7.72	6.26	3.75	2.77	2.25	1.89	1.63	1.28	1.05	0.556

Specifications subject to change without notice.

Dimensions

T1 Terminal

Unit: mm [inches]

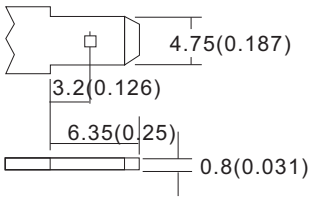

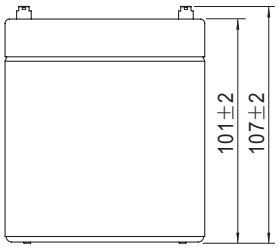

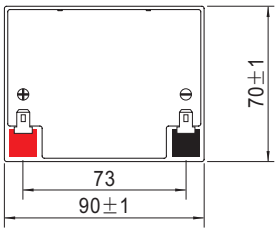



Discharge Characteristics

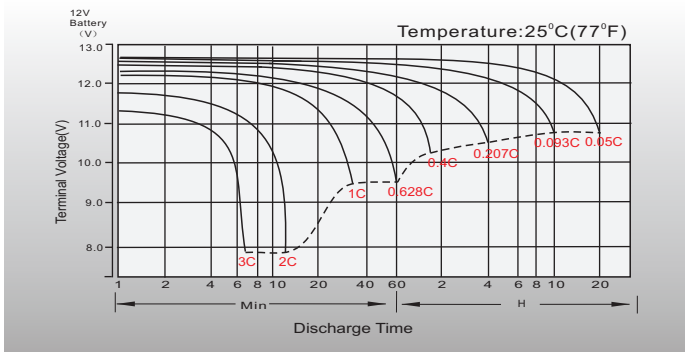

Float Charging Characteristics

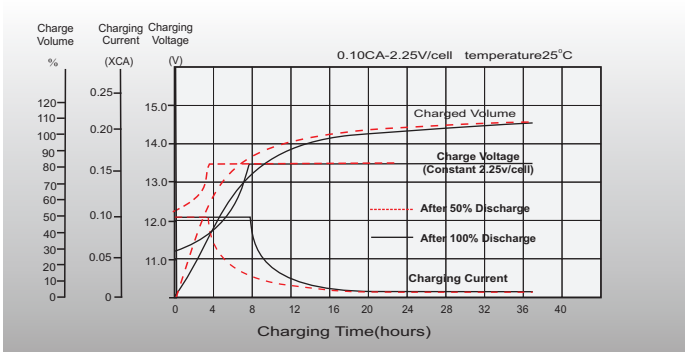

Temperature Effects in Relation to Battery Capacity

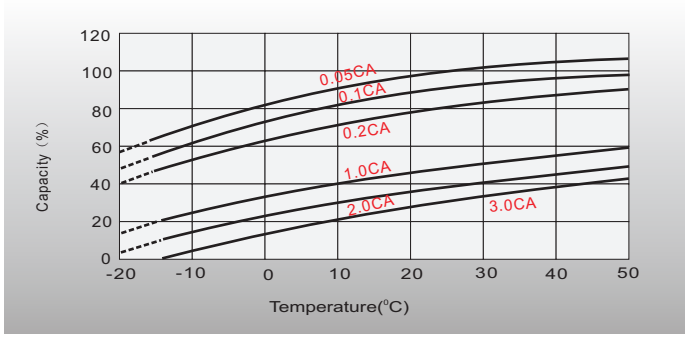

Effect of Temperature on Long Term Float Life

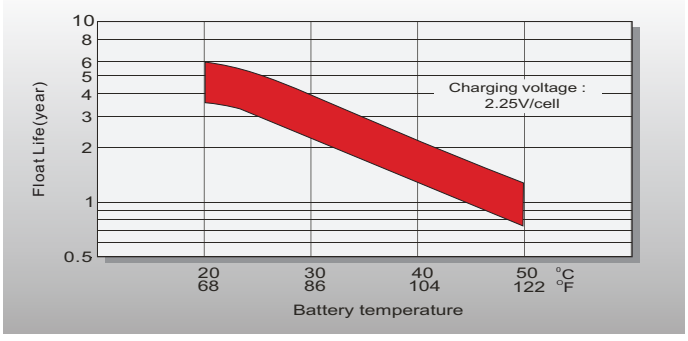

Cycle Life in Relation to Depth of Discharge

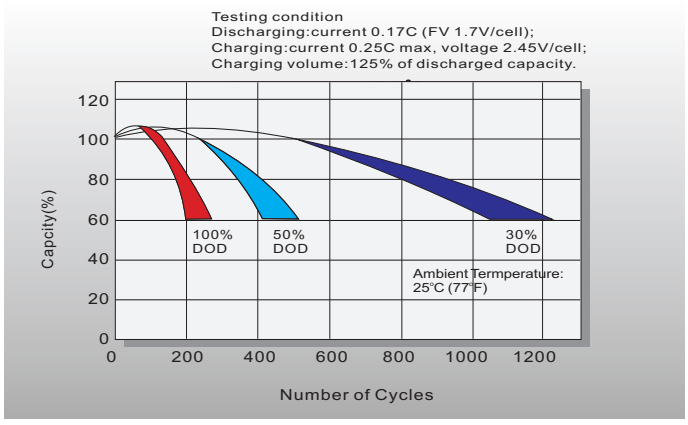

Self Discharge Characteristics

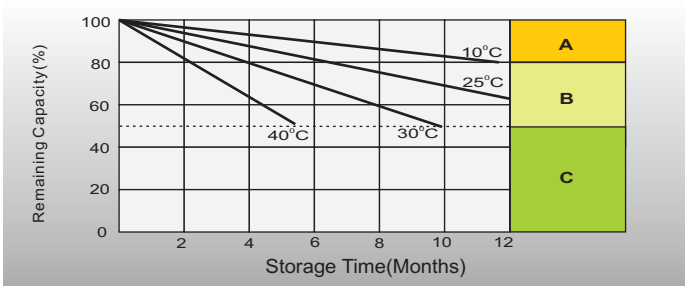

A No supplementary charge required
(Carry out supplementary charge before use if 100% capacity is required.)

B Supplementary charge required before use.Optional charging way as below:
1.Charged for above 3 days at limted current 0.25CA and constant volatge 2.25V/cell.
2.Charged for above 20hours at limted current 0.25CA and constant volatge 2.45V/cell.
3.Charged for 8~10hours at limted current 0.05CA .

C Supplementary charge may often fail to recover the capacity.
The battery should never be left standing till this is reached.

Sales Office